





# Onset and Rime 'it' Cut and Glue Activity

Cut and glue the letters to make the word for the picture in each box.

			
	<b>it</b>		<b>it</b>
			
	<b>it</b>		<b>it</b>

s





p

h

m

# Onset and Rime 'it' Cut and Glue Activity









Cut and glue the letters to make the word for the picture in each box.

i	s	p	h	m	t
i	t	i	t	i	t

# Onset and Rime 'it' Cut and Glue Activity

Cut and glue the letters in the top blocks to make the word for the picture in each box. Write the letters underneath each word once you have finished gluing.

i	s	h	p	m	t
i	t	i	t	i	t