






Marking writing prompt

- ✓ Date W.C on top of Learning Objective grid.
- ✓ Indicating targets met/working on the LO grid – for teachers reference only – reinforces expectations.
- ✓ Green symbols / marking on work will provide children with feedback of what they have done well or the learning intension has been achieved.
- ✓ VF will indicate if the child has received verbal feedback.
- ✓ No highlighter pen to be used in books at all.
- ✓ Children's targets are practiced at the end of their work, where they practice letter formation and CEW – Plus any other target pertinent to that child i.e.  / 
- ✓ Yellow pen to be used where tracing is required.
- ✓ Comments, where necessary, are written in black pen only.
- ✓ Corrections in pink should be indicated sensitively as not to deface the child's work.
- ✓ Mark all corrections – ensure spelling is accurate along with letter formation – or child should have further practice.
- ✓ Where a target has been indicated – track their success and date 
- ✓ A 'live mark' during the plenary will ensure all children are part of the marking process.

